

Sådan spiller vi

# Terningespil



Spil med fokus på konsonantklynger.

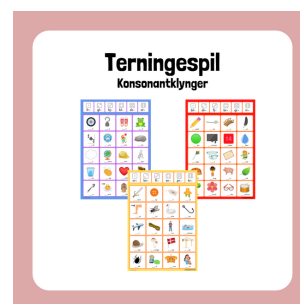
I skal bruge: spillepladerne, 1 terning til hver gruppe og ca. 15 centicubes i samme farve til hver deltager.

Mine elever sidder sammen to og to i denne øvelse. Den første elev slår med terningen. Hvis vedkommende slår en 2'er, skal han op i toppen af spillepladen og se, hvilket ord han skal på jagt efter.

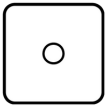


I det gule spil skal vedkommende på jagt efter et ord, der starter med konsonantklyngen kn-. Når eleven har fundet et ord på pladen, som starter med dette (eks. knæ), sætter han en brik ovenpå, og turen går videre til den næste. Hvem får flest brikker på pladen, når spillet er slut? Hvis alle ord med kn- er taget, går turen tabt.

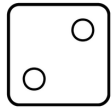
**Husk at følge med på enten  
Facebook: skolelærerlife – eller  
Instagram: skolelaererlife**



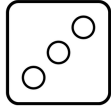
**HUSK at indberette til Copydan, hvis du bruger mine materialer.** ★



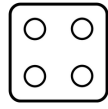
sv-



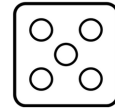
kn-




fl-




sn-



pr-




kr-



\_\_ ærd



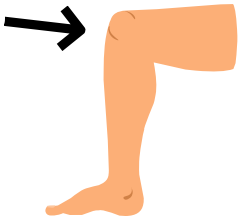
\_\_ ap




\_\_ is




\_\_ ot



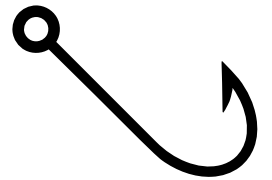
\_\_ æ



\_\_ ue




\_\_ ane



\_\_ og



\_\_ y




\_\_ or



\_\_ ins



\_\_ ømme



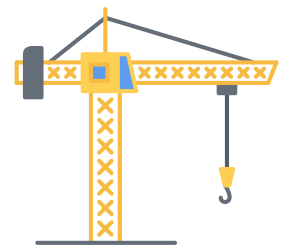
\_\_ egl



\_\_ ampe




\_\_ ag



\_\_ an



\_\_ åt



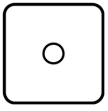
\_\_ ut



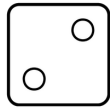
\_\_ one



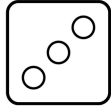
\_\_ us



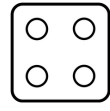
bl-



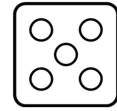
dr-




fj-



br-



gr-



tr-



\_\_yant




\_\_en




\_\_o



\_\_er



\_\_øn



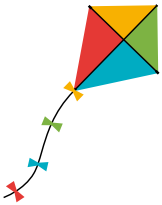
\_\_ernsyn




\_\_orten




\_\_åbe



\_\_age



\_\_e



\_\_ev




\_\_old



\_\_ød



\_\_eng




\_\_is



\_\_ad



\_\_æ



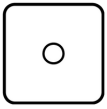
\_\_omst



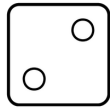
\_\_iller



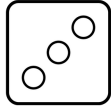
\_\_omme



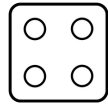
fr-



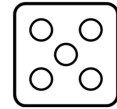
gl-




hj-



kl-



sk-



st-



\_\_ul




\_\_o



\_\_o



\_\_ø



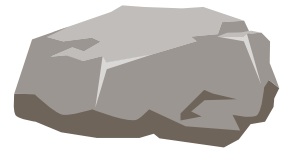
\_\_ør



\_\_yse



\_\_ovn



\_\_en



\_\_y



\_\_obus



\_\_elm



\_\_ige



\_\_as



\_\_ap



\_\_erte



\_\_at



\_\_e



\_\_orie



\_\_akke



\_\_ol