


Vi arbejder med


ii



Navn:

Vi arbejder med


ii



Navn:


Vi finder **li**

Farv de stjerner, hvor bogstavet **li** står i.





Vi finder **li**

Farv de stjerner, hvor bogstavet **li** står i.





Vi skriver |

Skriv | med din flotteste håndskrift.





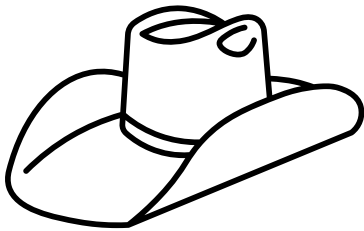


Vi skriver |

Skriv | med din flotteste håndskrift.



Tegn ting med li



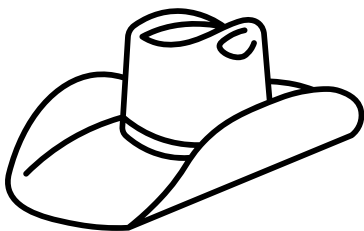


Farv de ting, som starter med li.



skolelærerlife.dk

Tegn ting med li


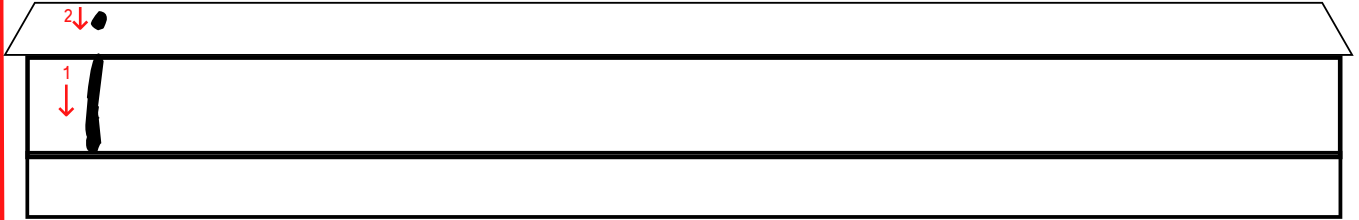
Farv de ting, som starter med li.



skolelærerlife.dk

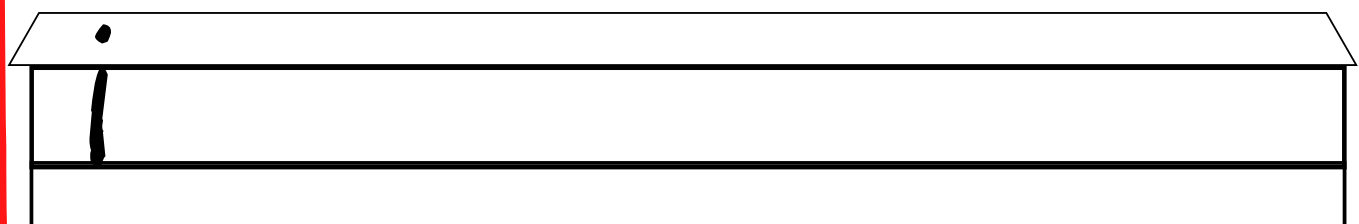

Vi skriver i

Skriv *i* med din flotteste håndskrift.




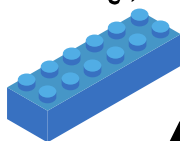
Vi skriver i

Skriv *i* med din flotteste håndskrift.



Sæt streg til li


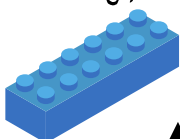
Sæt en streg ud til alle de ting, der starter med li.



skolelærerlife.dk

Sæt streg til li

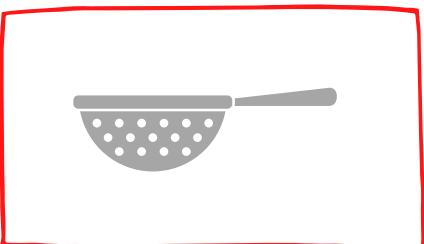

Sæt en streg ud til alle de ting, der starter med li.



skolelærerlife.dk

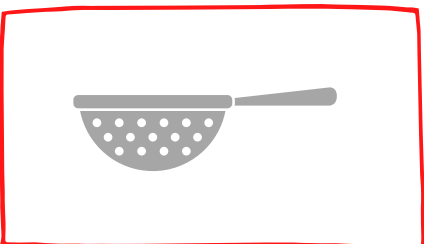

Først eller sidst?

Er l-lyden først eller sidst i ordet - sæt kryds.




Først eller sidst?

Er l-lyden først eller sidst i ordet - sæt kryds.



Skriv ord og tegn **li**



Skriv og tegn noget der starter med bogstavet **li**.



skolelærrelife.dk

Skriv ord og tegn **li**

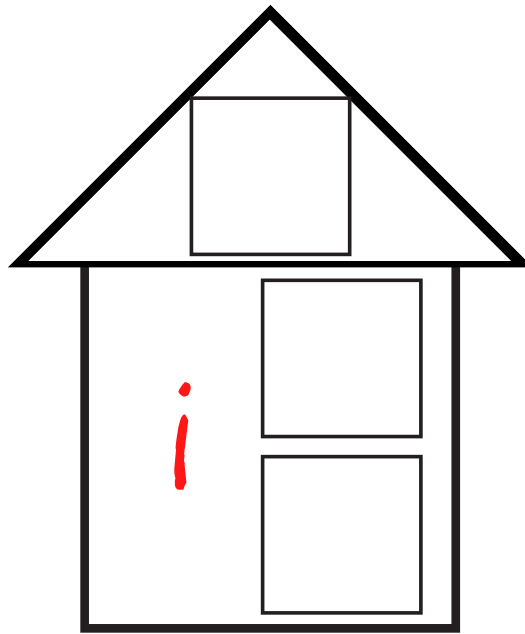
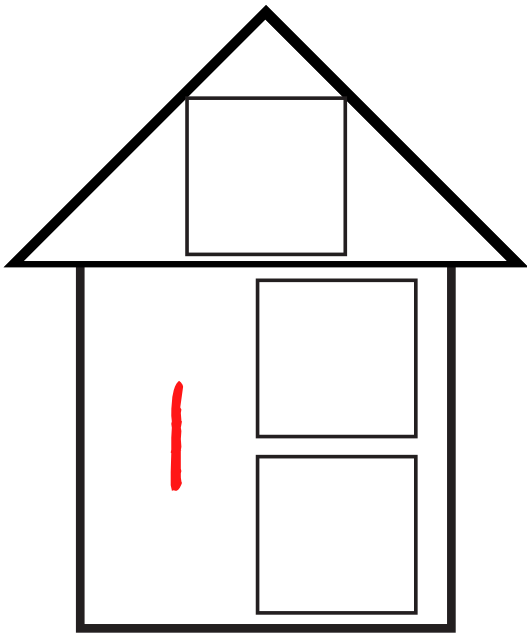
Skriv og tegn noget der starter med bogstavet **li**.



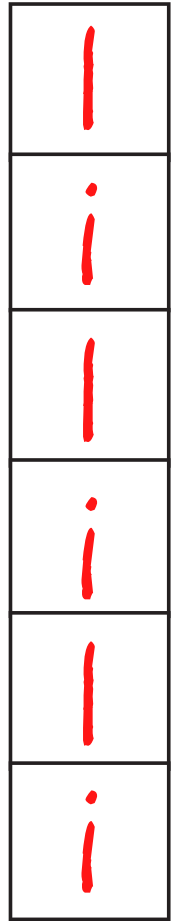
skolelærrelife.dk

Bogstavhuse

Sæt bogstaverne i de rigtige huse.

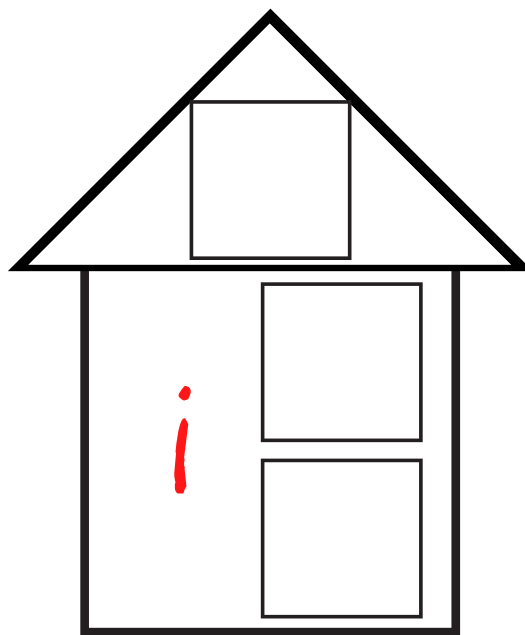
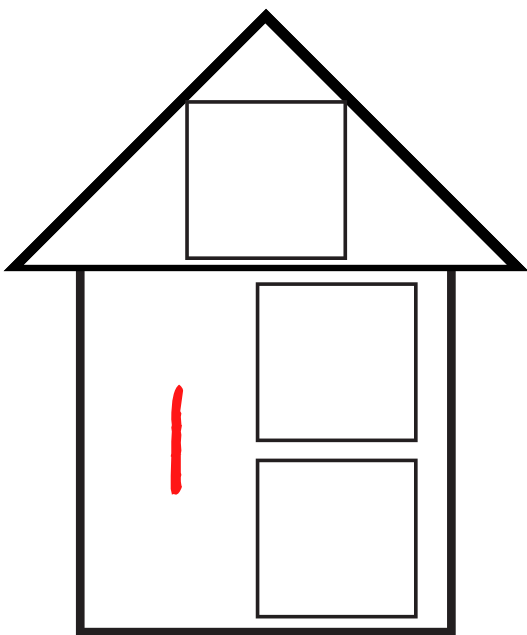


skolelærerlife.dk

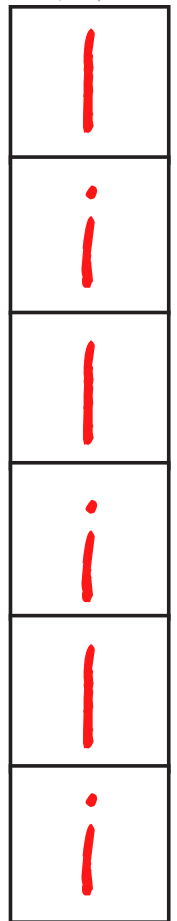


Bogstavhuse

Sæt bogstaverne i de rigtige huse.



skolelærerlife.dk



Vi skriver li

Skriv li med din flotteste håndskrift.



Handwriting practice line for the letter 'l'. It features a slanted top line, a middle line, and a bottom line. A black lowercase letter 'l' is written at the beginning of the line.

Handwriting practice line for the letter 'i'. It features a slanted top line, a middle line, and a bottom line. A black lowercase letter 'i' is written at the beginning of the line.

Vi skriver li

Skriv li med din flotteste håndskrift.



Handwriting practice line for the letter 'l'. It features a slanted top line, a middle line, and a bottom line. A black lowercase letter 'l' is written at the beginning of the line.

Handwriting practice line for the letter 'i'. It features a slanted top line, a middle line, and a bottom line. A black lowercase letter 'i' is written at the beginning of the line.

li-labyrinten



Find igennem labyrinten ved kun at male bogstavet **li**.

START	i	Y	s	a	b	t	E	e	U	S	m	
E	A	l	C	ø	g	å	o	f	E	T	B	p
h	0	l	E	e	u	l	i	i	l	c	j	d
l	i	i	H	B	L	i	E	Ø	i	l	i	E
i	B	e	b	å	j	l	E	k	d	R	i	e
i	l	i	l	i	i	l	e	A	o	z	MÅL	

li-labyrinten


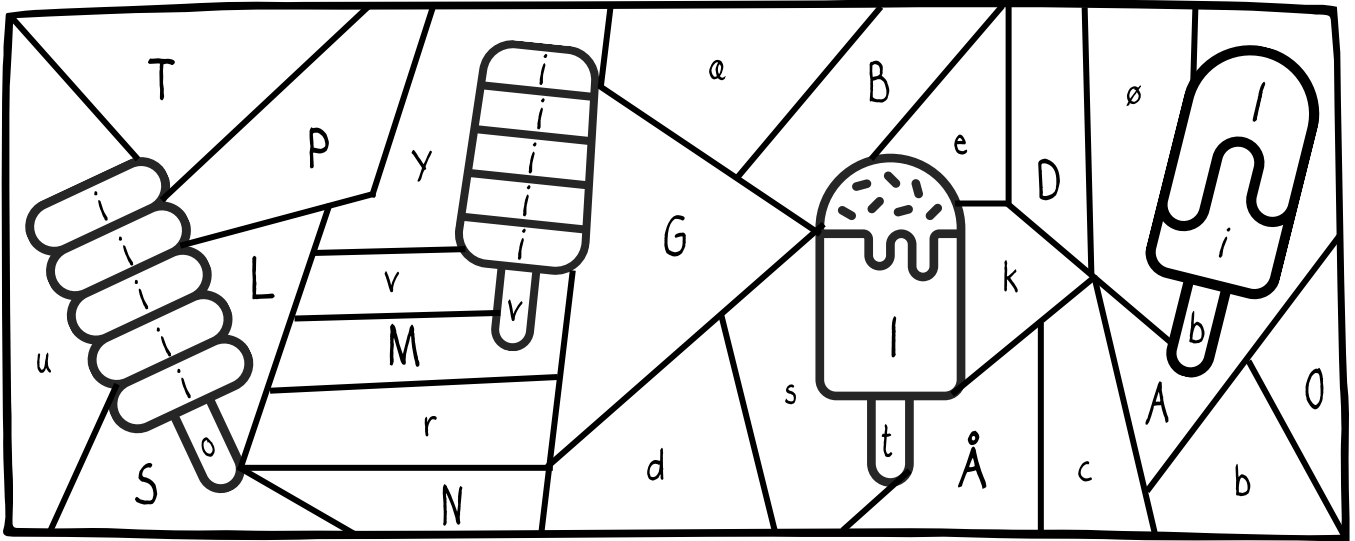


Find igennem labyrinten ved kun at male bogstavet **li**.

START	i	Y	s	a	b	t	E	e	U	S	m	
E	A	l	C	ø	g	å	o	f	E	T	B	p
h	0	l	E	e	u	l	i	i	l	c	j	d
l	i	i	H	B	L	i	E	Ø	i	l	i	E
i	B	e	b	å	j	l	E	k	d	R	i	e
i	l	i	l	i	i	l	e	A	o	z	MÅL	

Vi farver li

Farv bogstaverne i de rigtige farver.

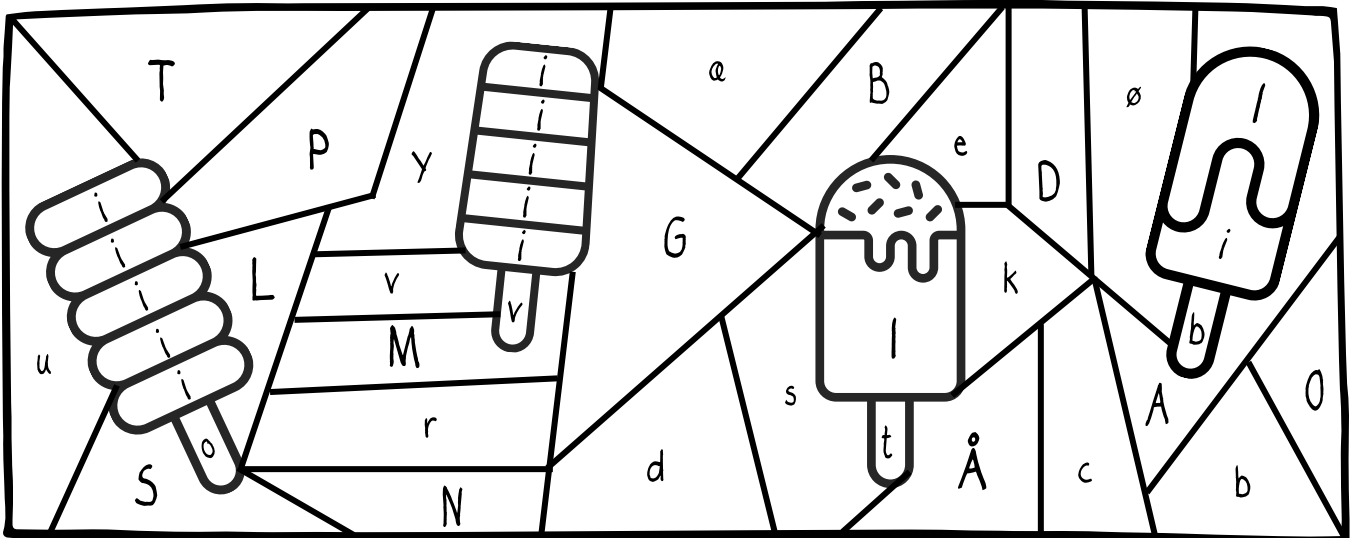


Hvad forestiller motivet?

skolelærrelife.dk

Vi farver li

Farv bogstaverne i de rigtige farver.



Hvad forestiller motivet?

skolelærrelife.dk