


Vi arbejder med


# Vokaler



Navn:

Vi arbejder med


# Vokaler




Navn:

# Hvilken vokal?


Farv firkanten med den rigtige vokal.



Y Å I




E I A




U Å O

# Hvilken vokal?


Farv firkanten med den rigtige vokal.



Y Å I



E I A

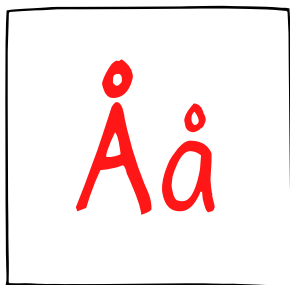


U Å O

# Skriv og tegn

Skriv og tegn noget der starter med **Åå**, eller har et **Åå** i ordet.

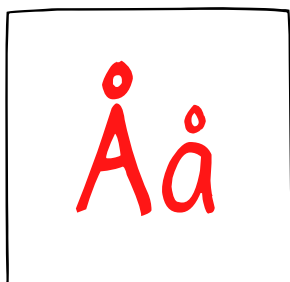
lås



# Skriv og tegn

Skriv og tegn noget der starter med **Åå**, eller har et **Åå** i ordet.

lås











vokaler

# Læs, klip og lim

Klip brikkerne ud og lim dem i den rigtige kasse.

© skolelærrelife.dk

a

e

u

å

o







ø



vokaler

# Læs, klip og lim

Klip brikkerne ud og lim dem i den rigtige kasse.

© skolelærrelife.dk

a

e

u


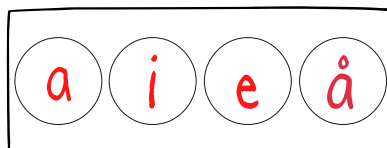


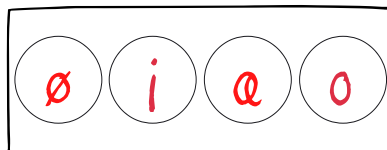

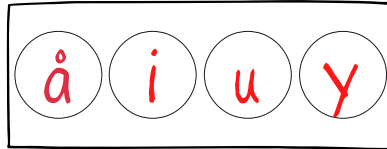


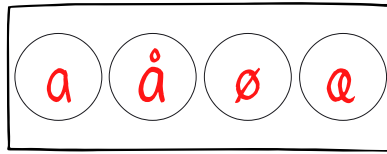
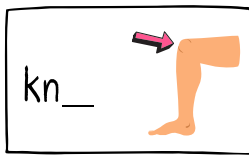
å

o

ø


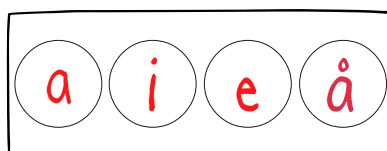


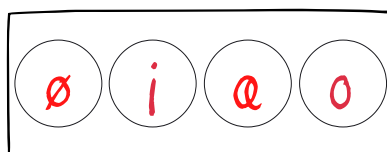


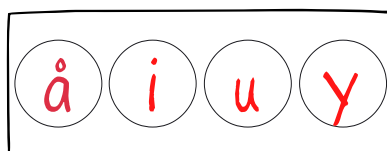


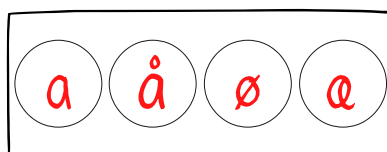
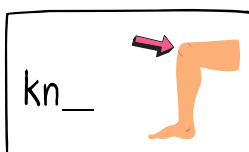
# Se, farv og skriv

Se på billedet, farv det rigtige bogstav og skriv ordet.



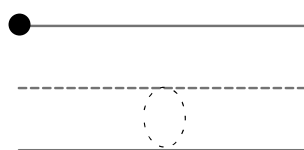
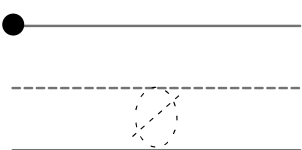
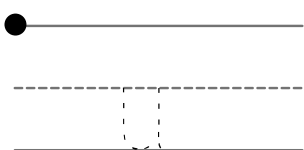
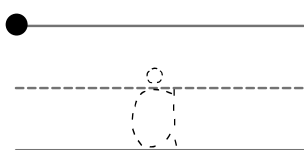



# Se, farv og skriv

Se på billedet, farv det rigtige bogstav og skriv ordet.



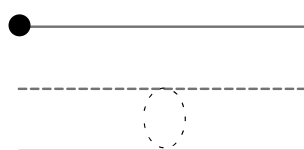
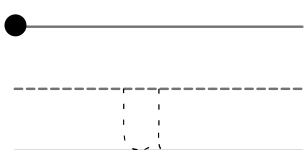
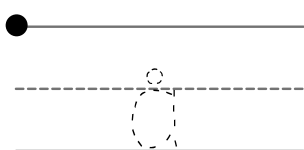



# Mix og match

Sæt streg til den rigtige vokal og skriv.



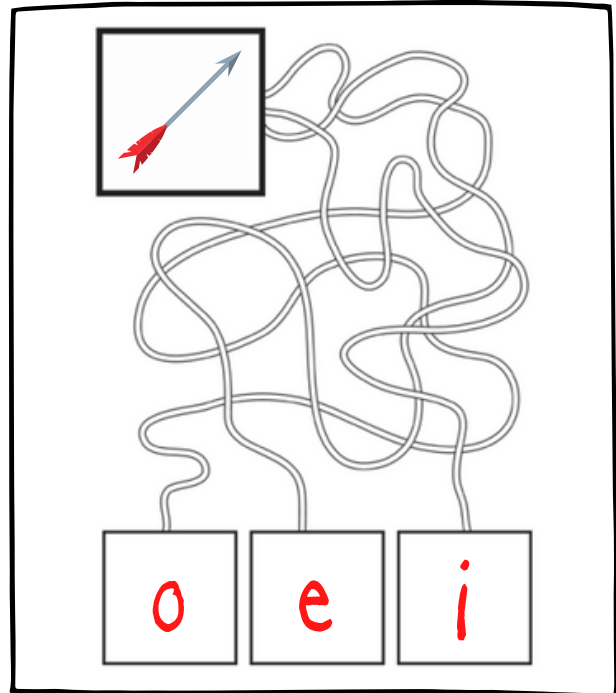
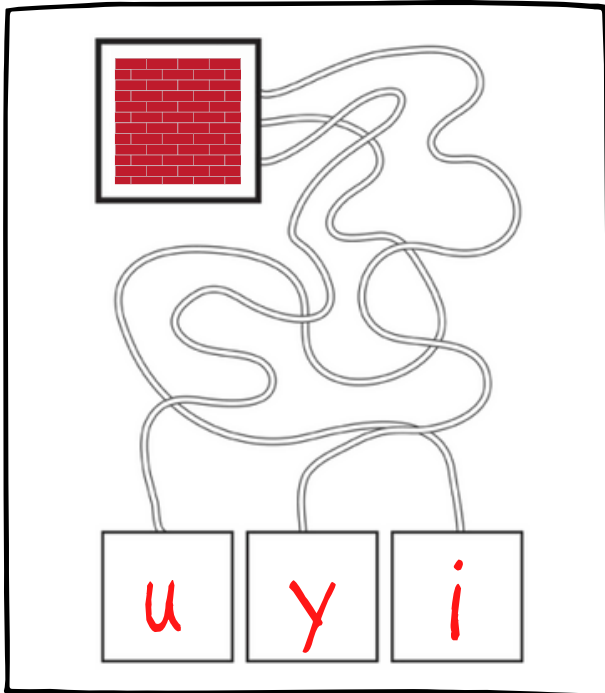
# Mix og match

Sæt streg til den rigtige vokal og skriv.



# Find vej

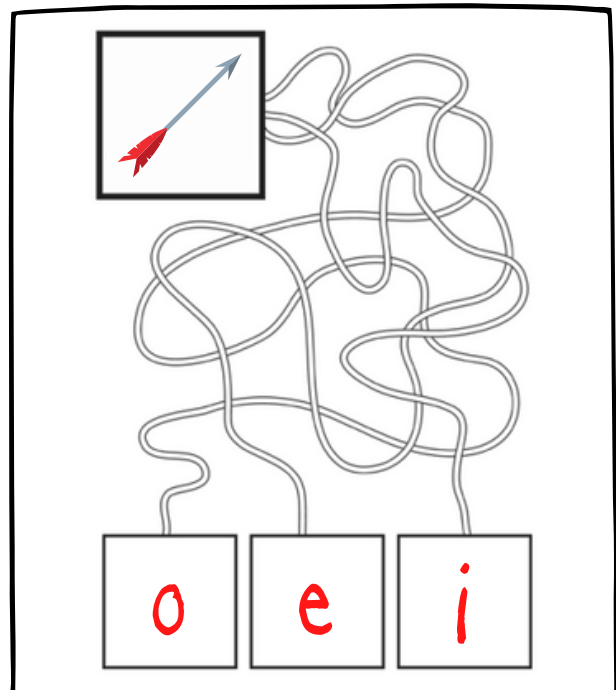
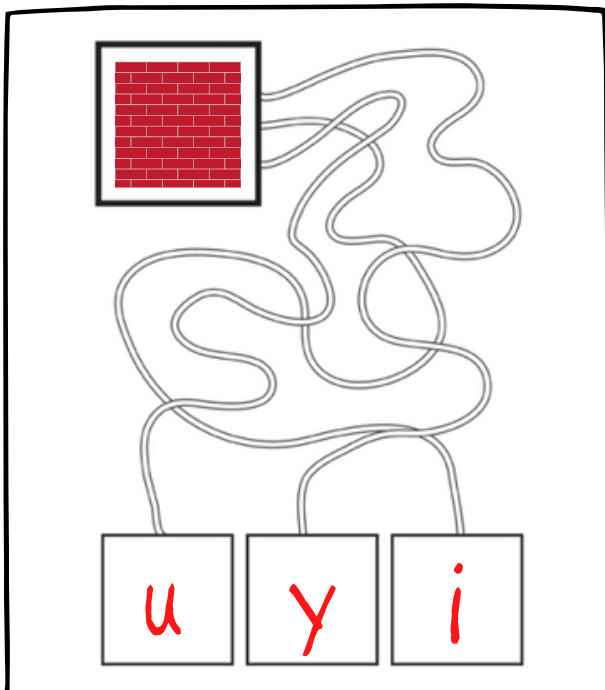
Farv den sti der fører til den rigtige vokal.



©skolelærerlife.dk

# Find vej


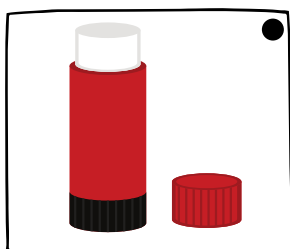




Farv den sti der fører til den rigtige vokal.



©skolelærerlife.dk


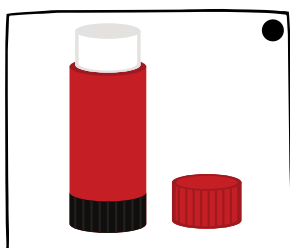




# Mix og match

Sæt streg mellem de to ord der har samme vokal.



# Mix og match

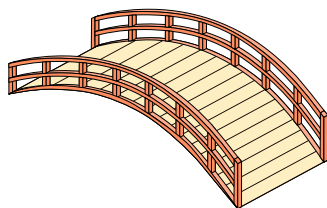

Sæt streg mellem de to ord der har samme vokal.





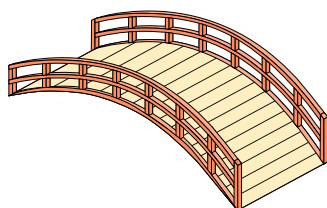

# Først eller sidst?

Er vokalen først, midt i eller sidst i ordet - skriv den det rigtige sted.



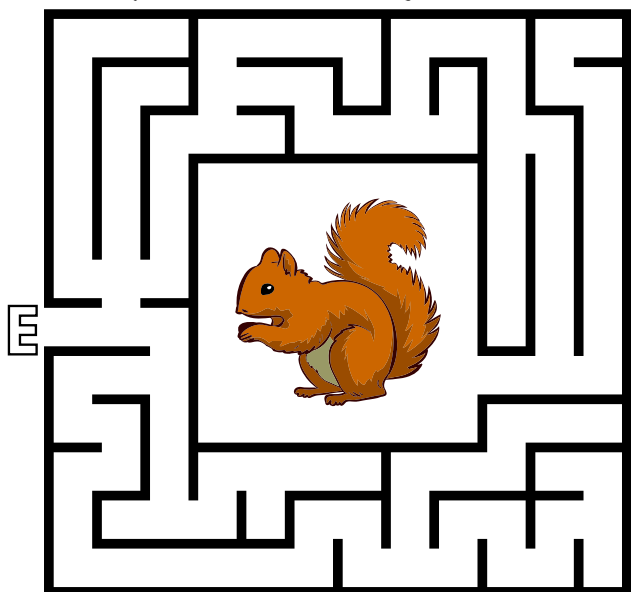
# Først eller sidst?

Er vokalen først, midt i eller sidst i ordet - skriv den det rigtige sted.

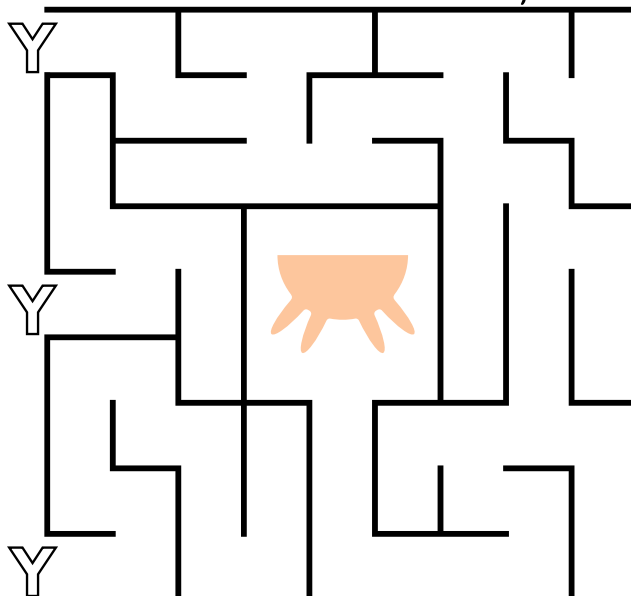


# Vokal-labyrinter

Hjælp **E** ind til egernet.

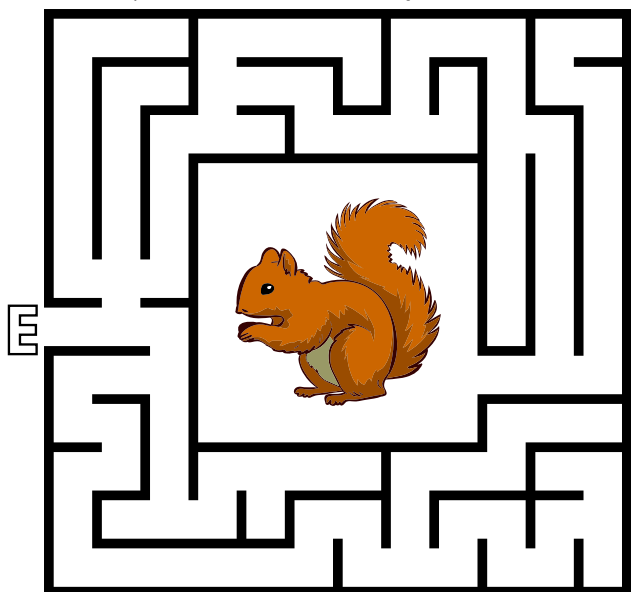


Hvilket **Y** kommer ind til yveret?

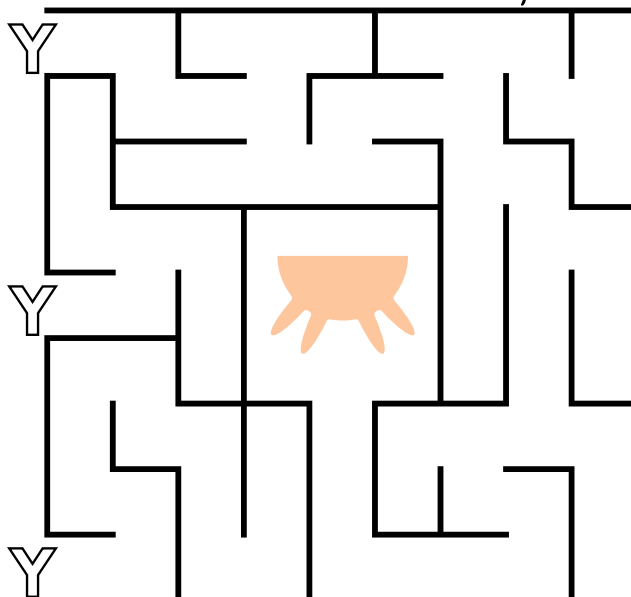


# Vokal-labyrinter

Hjælp **E** ind til egernet.





Hvilket **Y** kommer ind til yveret?





# Find vokalen:


Skriv den rigtige vokal ind i kasserne.


	g		l
---	---	--	---

	m		g
---	---	--	---

	l		b
---	---	--	---


	s		l
---	---	--	---


	b		n
---	---	--	---


	t		s
---	---	--	---


# Find vokalen:


Skriv den rigtige vokal ind i kasserne.


	g		l
---	---	--	---

	m		g
---	---	--	---

	l		b
---	---	--	---


	s		l
---	---	--	---

	b		n
---	---	--	---

	t		s
---	---	--	---

# Mal vokaler

Farv alle vokalerne røde.



# Mal vokaler

Farv alle vokalerne røde.

