


Vi arbejder med


Ss



Navn:

Vi arbejder med

Ss



Navn:

Vi finder Ss



Lav cirkler omkring bogstaverne Ss.

s r S A R s o S e b
S n L N C S T e s n S
a R S A z H S j n E
S d L S N E T s i s U

skolel@erlife.dk

Vi finder Ss





Lav cirkler omkring bogstaverne Ss.

s r S A R s o S e b
S n L N C S T e s n S
a R S A z H S j n E
S d L S N E T s i s U

skolel@erlife.dk



Vi skriver S

Skriv S med din flotteste håndskrift.



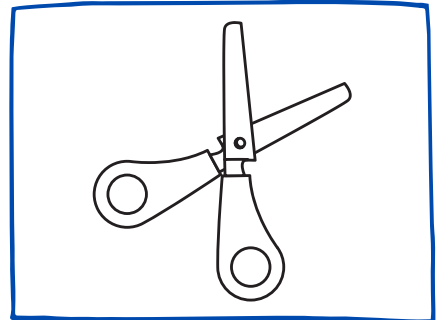


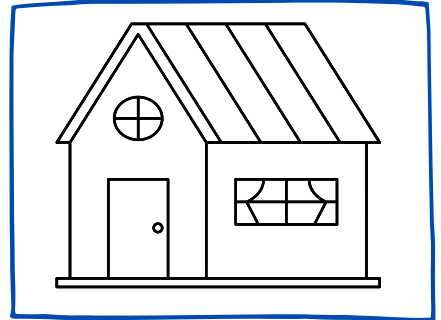


Vi skriver S

Skriv S med din flotteste håndskrift.



Tegn ting med Ss

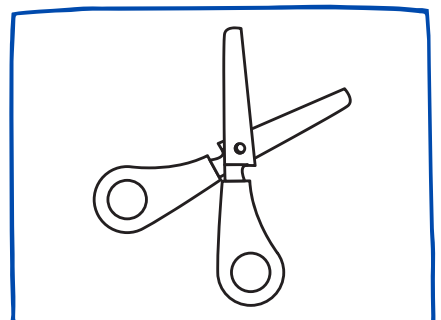


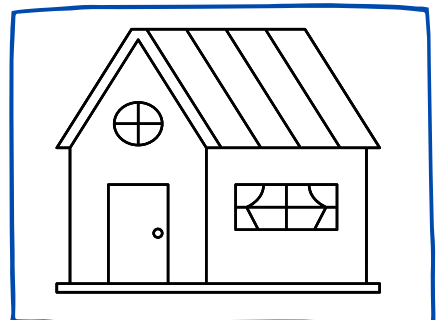


Farv de ting, som starter med Ss.



skolel@erlife.dk

Tegn ting med Ss

Farv de ting, som starter med Ss.



skolel@erlife.dk

Vi skriver s

Skriv s med din flotteste håndskrift.



S

S

Vi skriver s

Skriv s med din flotteste håndskrift.




S

S

Sæt streg til Ss

Sæt en streg ud til alle de ting, der starter med Ss.



skolelærerlife.dk

Sæt streg til Ss

Sæt en streg ud til alle de ting, der starter med Ss.





skolelærerlife.dk

Hvad starter med Ss



Sæt billederne i den rigtige firkant.





skolelærerlife.dk



Hvad starter med Ss



Sæt billederne i den rigtige firkant.



skolelærerlife.dk



Tegn Ss

Tegn noget der starter med bogstavet Ss.



Tegn Ss

Tegn noget der starter med bogstavet Ss.



Vi skriver Ss

Skriv Ss med din flotteste håndskrift.



Handwriting practice line with a large 'S' on the top line and a blank space for writing below.

Handwriting practice line with a large 'S' on the top line and a blank space for writing below.

Vi skriver Ss

Skriv Ss med din flotteste håndskrift.



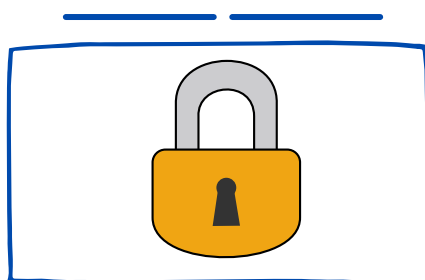

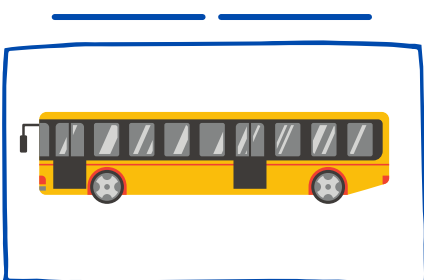

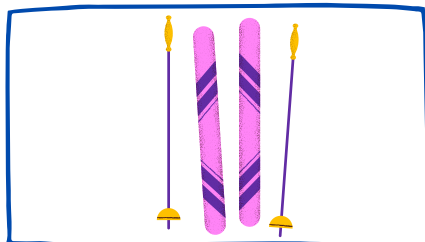
Handwriting practice line with a large 'S' on the top line and a blank space for writing below.

Handwriting practice line with a large 'S' on the top line and a blank space for writing below.

Først eller sidst?



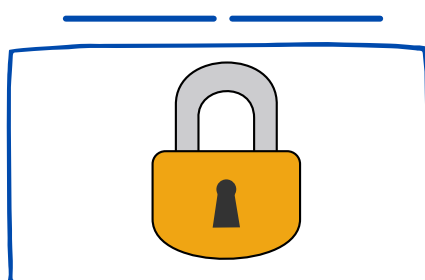
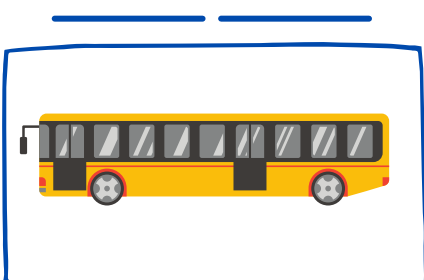

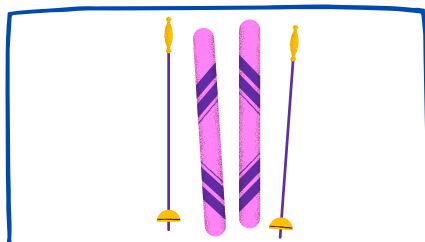
Er S-lyden først eller sidst i ordet - sæt kryds.



Først eller sidst?















Er S-lyden først eller sidst i ordet - sæt kryds.



Hvad starter med Ss?















Farv den ting, som starter med et Ss.

Ss		Ss		Ss	
					
Ss		Ss		Ss	
					

Hvad starter med Ss?



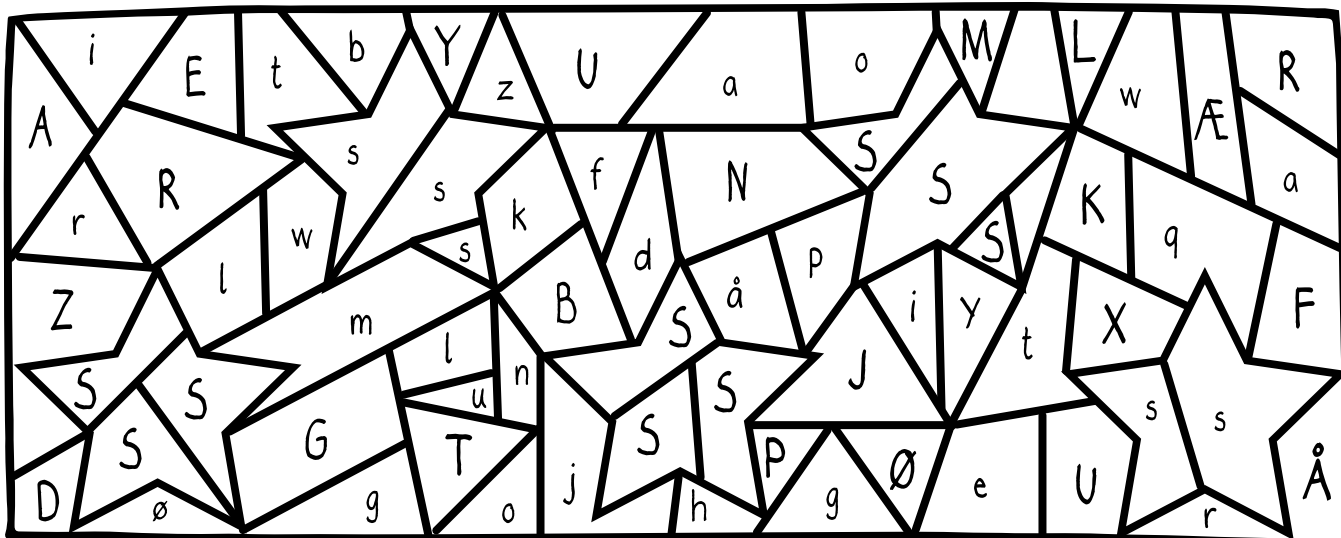
Farv den ting, som starter med et Ss.

Ss		Ss		Ss	
					
Ss		Ss		Ss	
					



Vi farver Ss

Farv bogstaverne i de rigtige farver.



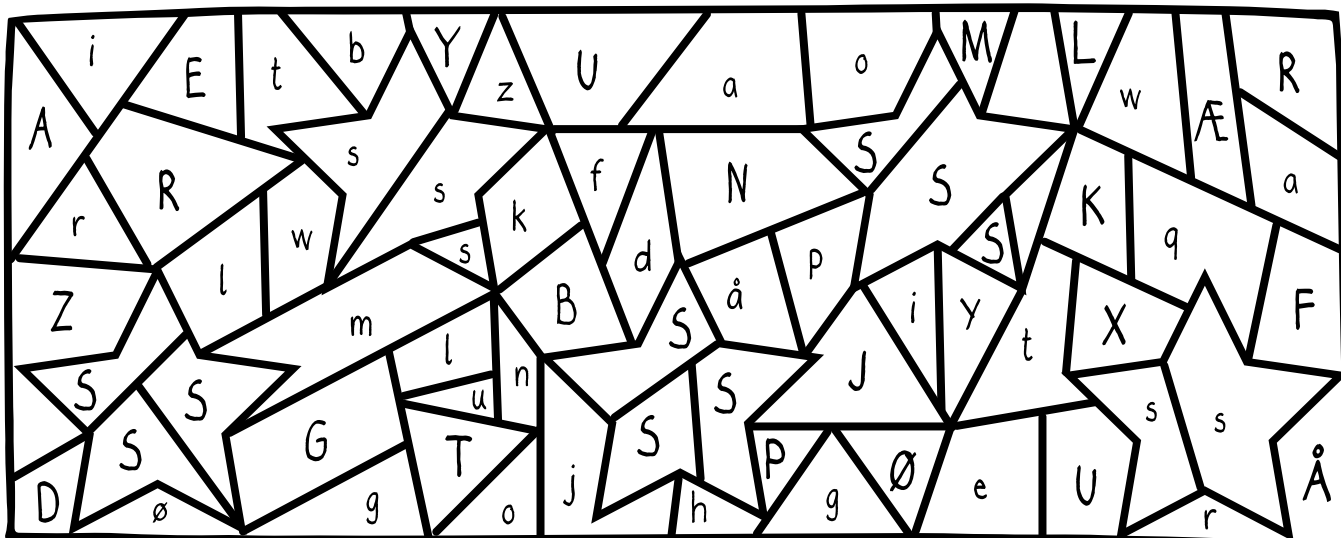
Hvad kan du se på billedet?

skolelærerlife.dk



Vi farver Ss

Farv bogstaverne i de rigtige farver.



Hvad kan du se på billedet?

skolelærerlife.dk