

Vi arbejder med

Mm



Navn:

Vi arbejder med

Mm




Navn:

# Vi finder Mm




Farv de måner, hvor bogstavet Mm står i.



# Vi finder Mm





Farv de måner, hvor bogstavet Mm står i.



# Vi skriver M





Skriv M med din flotteste håndskrift.



# Vi skriver M







Skriv M med din flotteste håndskrift.





# Tegn ting med Mm

Farv de ting, som starter med Mm.






skolel@erlife.dk



# Tegn ting med Mm




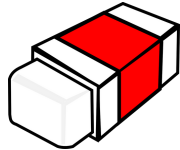

Farv de ting, som starter med Mm.



skolel@erlife.dk

# Sæt streg til Mm




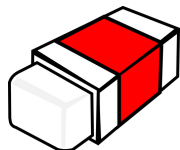

Sæt en streg ud til alle de ting, der starter med Mm.



skolelærerlife.dk

# Sæt streg til Mm

Sæt en streg ud til alle de ting, der starter med Mm.



skolelærerlife.dk



# Vi skriver m

Skriv m med din flotteste håndskrift.

m

m



# Vi skriver m

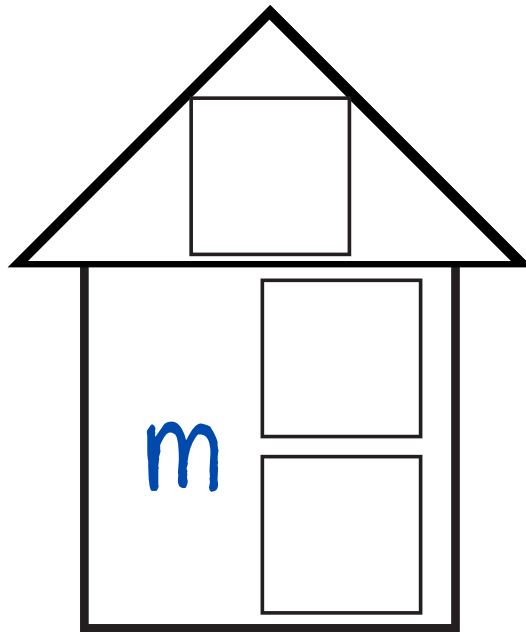
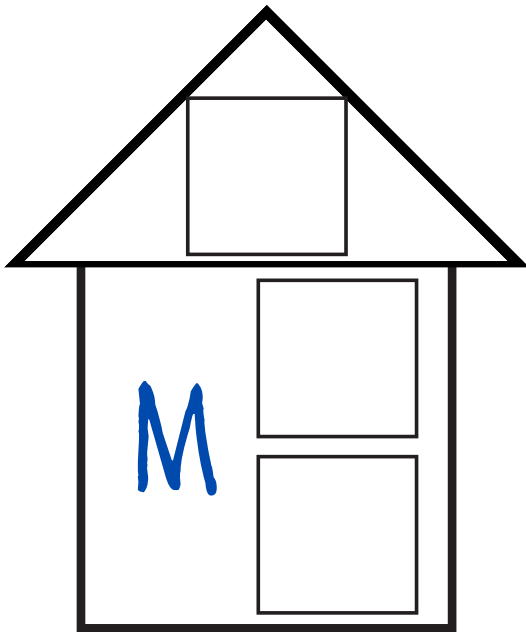
Skriv m med din flotteste håndskrift.

m

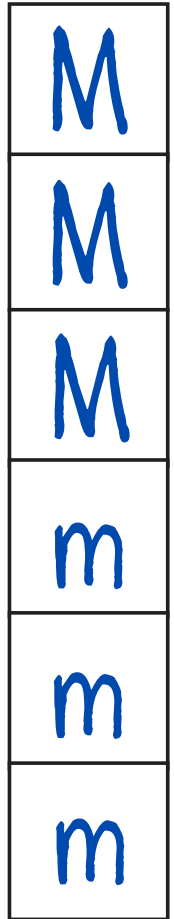
m

# Bogstavhuse

Sæt bogstaverne i de rigtige huse.

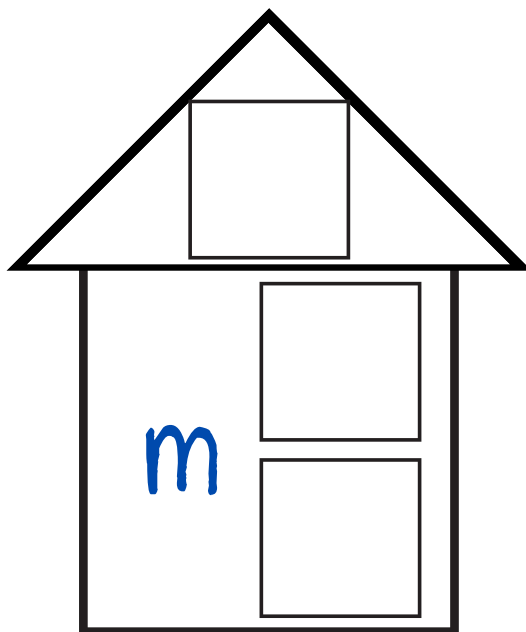
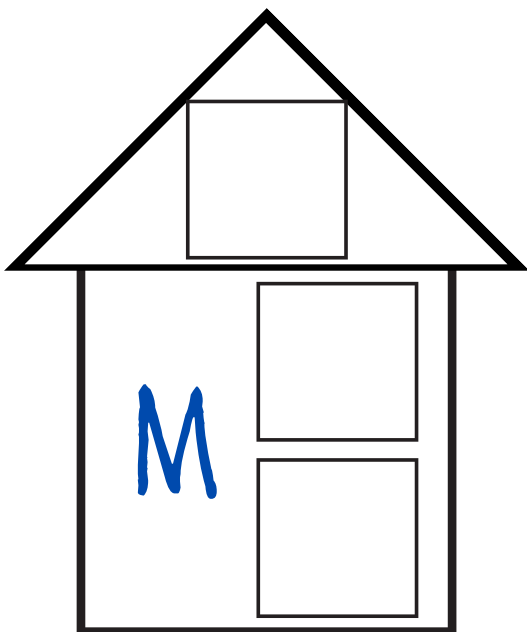


skolelærerlife.dk

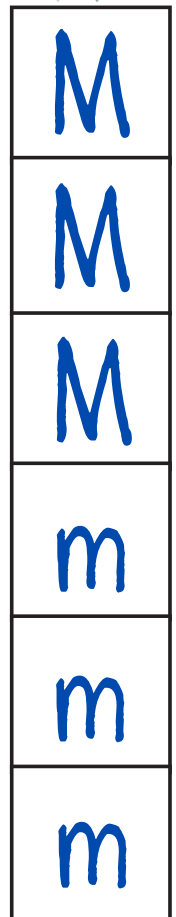


# Bogstavhuse

Sæt bogstaverne i de rigtige huse.



skolelærerlife.dk





# Mm-labyrinten

Find igennem labyrinten ved kun at male bogstavet Mm.

START	B	g	M	M	m	å	s	a	m	M	m	
m	p	l	R	m	h	m	a	k	D	M	d	m
M	M	m	M	m	o	M	p	m	M	m	b	M
w	i	j	G	c	m	M	B	m	z	H	v	M
b	r	y	v	å	m	y	Q	M	d	R	w	m
e	Æ	f	u	b	M	M	m	m	b	B	MÅL	



# Mm-labyrinten


Find igennem labyrinten ved kun at male bogstavet Mm.

START	B	g	M	M	m	å	s	a	m	M	m	
m	p	l	R	m	h	m	a	k	D	M	d	m
M	M	m	M	m	o	M	p	m	M	m	b	M
w	i	j	G	c	m	M	B	m	z	H	v	M
b	r	y	v	å	m	y	Q	M	d	R	w	m
e	Æ	f	u	b	M	M	m	m	b	B	MÅL	



# Starter det med M?

Sæt kryds i den rigtige kasse.




ja  nej



ja  nej



ja  nej



ja  nej



ja  nej




ja  nej

© skolelærerlife.dk

# Starter det med M?

Sæt kryds i den rigtige kasse.



ja  nej



ja  nej



ja  nej



ja  nej



ja  nej



ja  nej

© skolelærerlife.dk



# Vi skriver Mm

Skriv Mn med din flotteste håndskrift.

M

m



# Vi skriver Mm

Skriv Mn med din flotteste håndskrift.

M

m

# Tegn Mm

Tegn noget der starter med bogstavet Mm.



skolelærerlife.dk

# Tegn Mm

Tegn noget der starter med bogstavet Mm.



skolelærerlife.dk



# Vi farver Mm

Farv bogstaverne i de rigtige farver.

r	u	S	F	G	H	D	K	H	B	r	p	V
o	p	ø	H	v	h	y	h	f	H	T	B	s
N	b	f	M	M	M	M	M	h	L	n	C	B
v	d	M	m	M	M	M	M	M	i	E	v	m
æ	M	M	M	M	M	M	M	M	m	m	m	P
K	d	d	M	M	M	M	M	M	æ	t	ø	A



Hvad forestiller billedet?

skolelærerlife.dk



# Vi farver Mm

Farv bogstaverne i de rigtige farver.

r	u	S	F	G	H	D	K	H	B	r	p	V
o	p	ø	H	v	h	y	h	f	H	T	B	s
N	b	f	M	M	M	M	M	h	L	n	C	B
v	d	M	m	M	M	M	M	M	i	E	v	m
æ	M	M	M	M	M	M	M	M	m	m	m	P
K	d	d	M	M	M	M	M	M	æ	t	ø	A



Hvad forestiller billedet?

skolelærerlife.dk