

Vi arbejder med

Tt



Navn:

Vi arbejder med

Tt




Navn:

Vi finder Tt



Farv de tomater, hvor bogstavet Tt står i.




skolelærerlife.dk

Vi finder Tt





Farv de tomater, hvor bogstavet Tt står i.



skolelærerlife.dk



Vi skriver T

Skriv T med din flotteste håndskrift.








Vi skriver T

Skriv T med din flotteste håndskrift.



Tegn ting med Tt






Farv de ting, som starter med Tt.



skolelærerlife.dk

Tegn ting med Tt



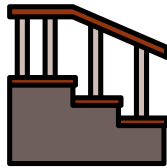
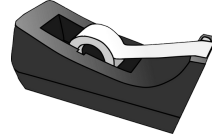

Farv de ting, som starter med Tt.



skolelærerlife.dk

Sæt streg til Tt



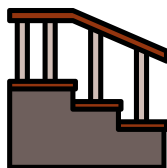
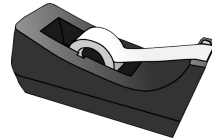

Sæt en streg ud til alle de ting, der starter med Tt.



skolelærerlife.dk

Sæt streg til Tt

Sæt en streg ud til alle de ting, der starter med Tt.





skolelærerlife.dk

Vi skriver t



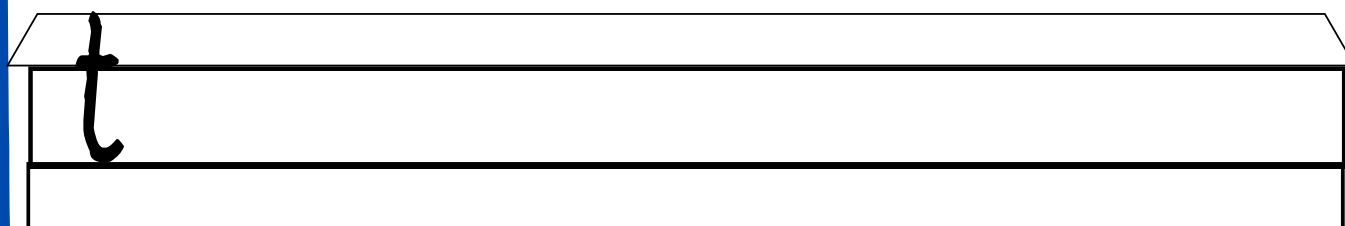
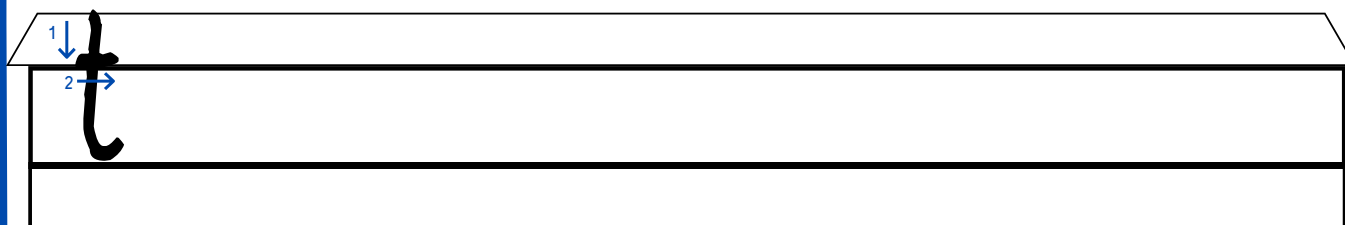
Skriv t med din flotteste håndskrift.



Vi skriver t

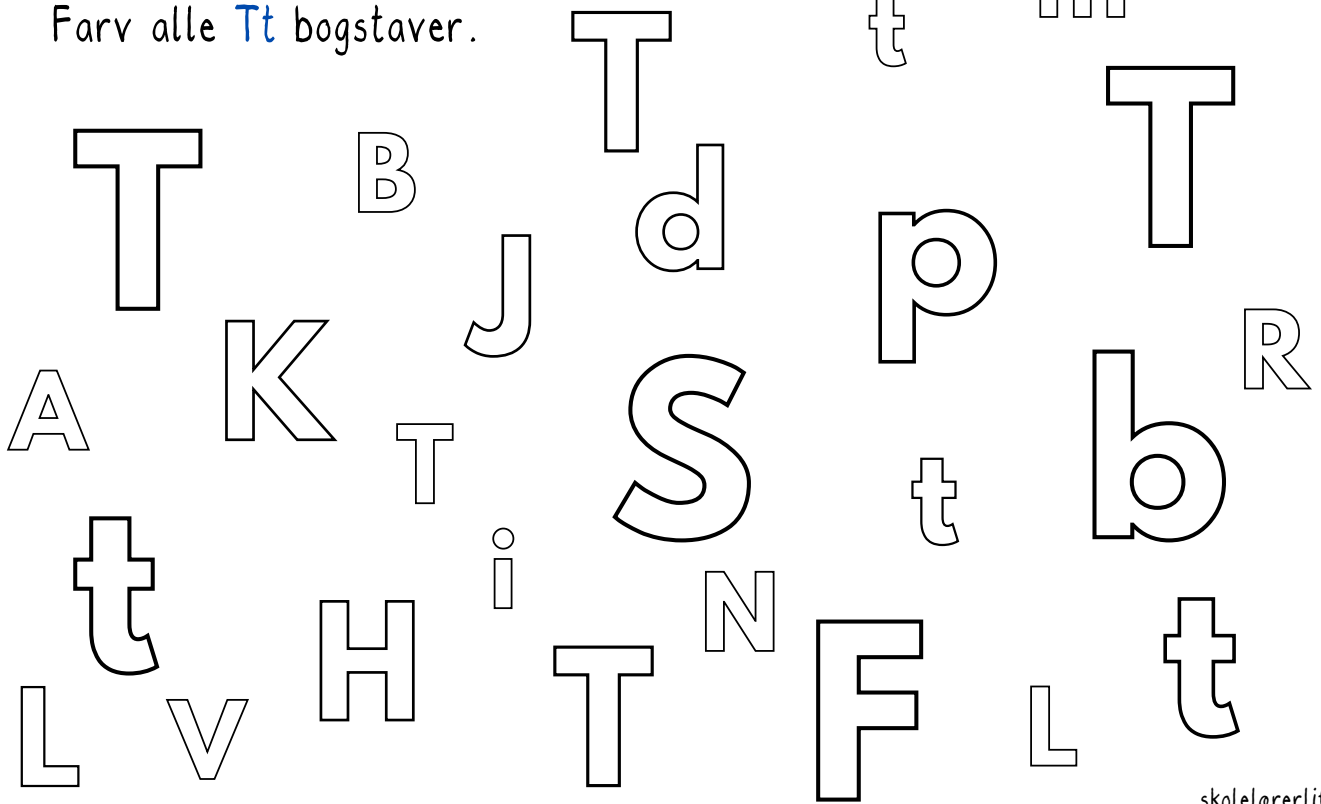


Skriv t med din flotteste håndskrift.



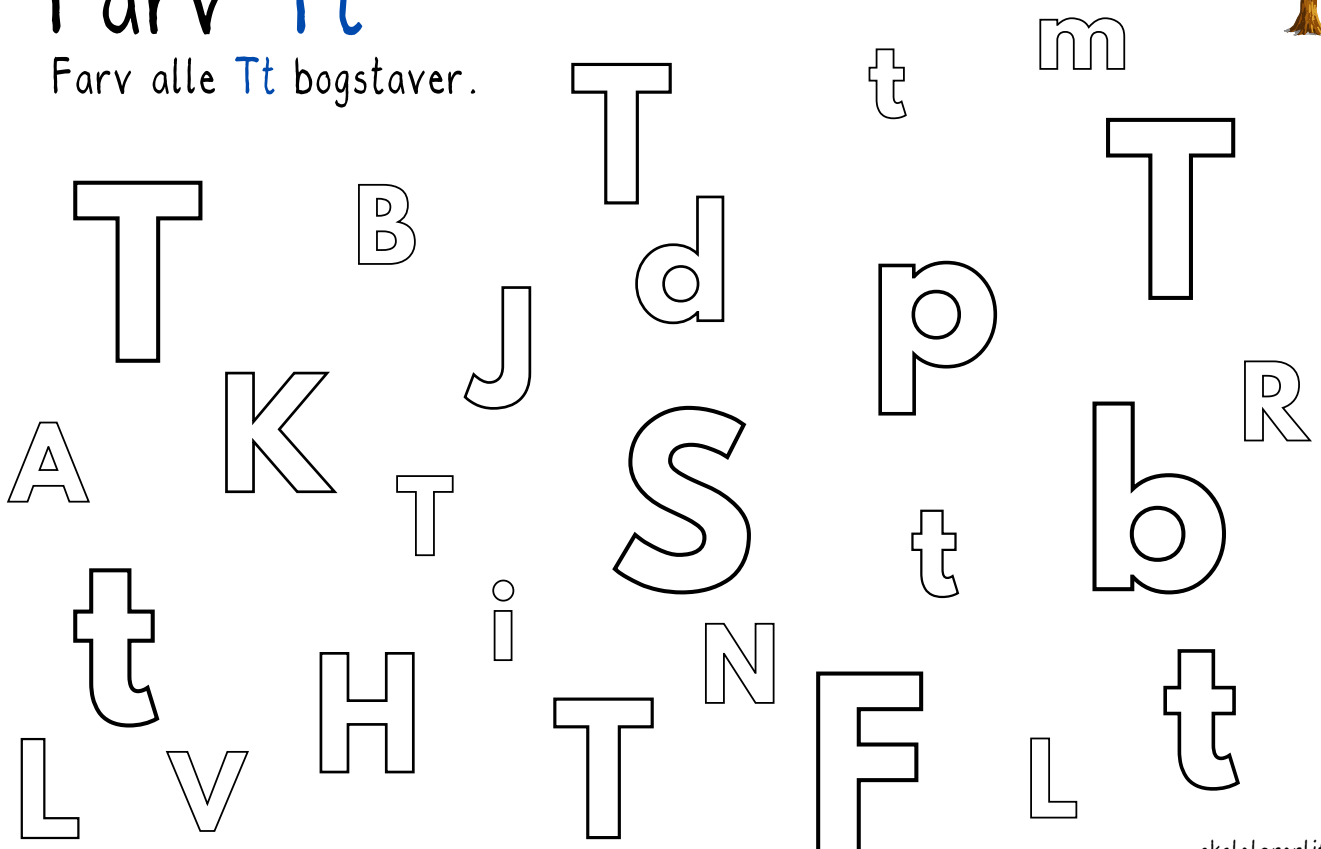
Farv Tt

Farv alle Tt bogstaver.



Farv Tt

Farv alle Tt bogstaver.



Skriv ord og tegn Tt

Skriv og tegn noget der starter med bogstavet Tt.



skolelærrelife.dk

Skriv ord og tegn Tt

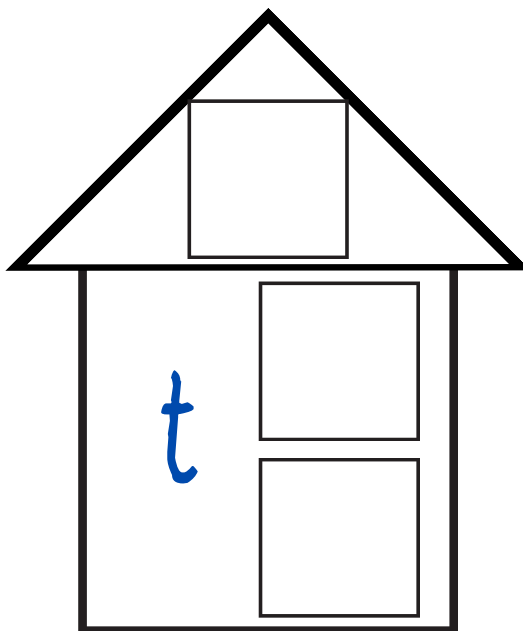
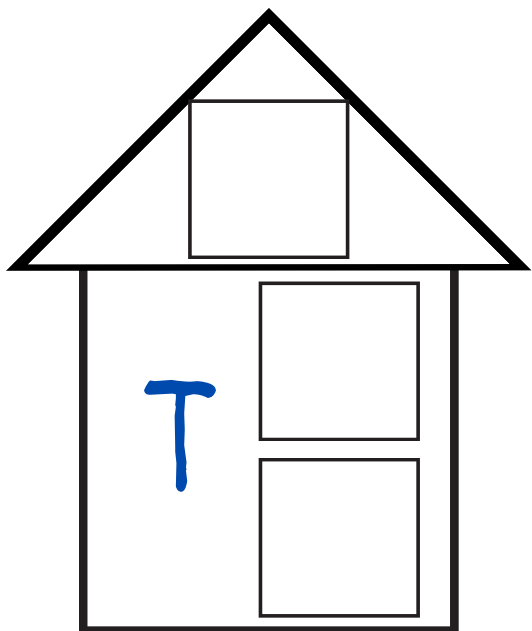
Skriv og tegn noget der starter med bogstavet Tt.



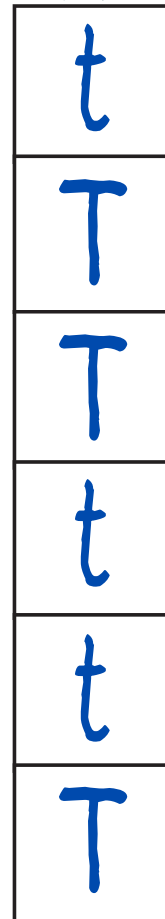
skolelærrelife.dk

Bogstavhuse

Sæt bogstaverne i de rigtige huse.

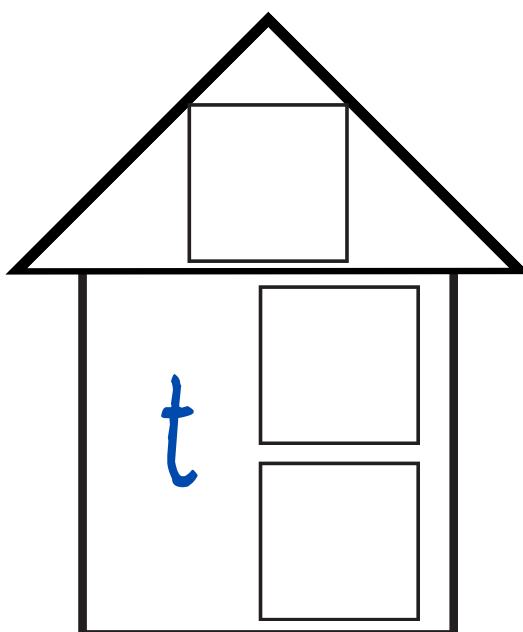
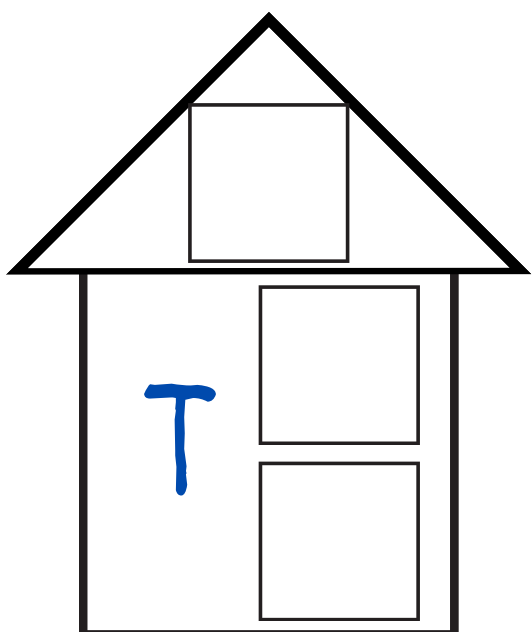


skolelærerlife.dk

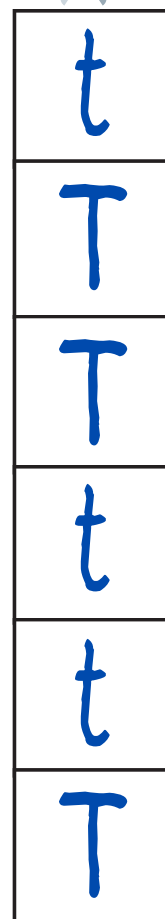


Bogstavhuse

Sæt bogstaverne i de rigtige huse.



skolelærerlife.dk



Vi skriver Tt

Skriv Tt med din flotteste håndskrift.



Handwriting practice line for uppercase 'T'. The line is divided into three horizontal sections. A large black uppercase 'T' is positioned at the beginning of the top section. The middle and bottom sections are empty for practice.

Handwriting practice line for lowercase 't'. The line is divided into three horizontal sections. A large black lowercase 't' is positioned at the beginning of the top section. The middle and bottom sections are empty for practice.

Vi skriver Tt

Skriv Tt med din flotteste håndskrift.






Handwriting practice line for uppercase 'T'. The line is divided into three horizontal sections. A large black uppercase 'T' is positioned at the beginning of the top section. The middle and bottom sections are empty for practice.

Handwriting practice line for lowercase 't'. The line is divided into three horizontal sections. A large black lowercase 't' is positioned at the beginning of the top section. The middle and bottom sections are empty for practice.

Først eller sidst?



Er t-lyden først eller sidst i ordet - sæt kryds.



skolelærerlife.dk

Først eller sidst?

Er t-lyden først eller sidst i ordet - sæt kryds.



skolelærerlife.dk

Tt-labyrinten



Find igennem labyrinten ved KUN at male bogstavet Tt.

START	T	F	i	a	s	b	k	B	r	p	V	
o	r	t	d	D	d	E	a	k	s	å	B	s
T	T	t	B	M	s	t	t	T	g	y	i	ø
t	g	h	Q	p	w	T	V	T	T	t	K	d
T	T	t	T	y	G	T	F	r	d	t	G	Æ
H	z	d	T	t	t	t	j	A	æ	t	MÅL	

skolelærerlife.dk

Tt-labyrinten



Find igennem labyrinten ved KUN at male bogstavet Tt.

START	T	F	i	a	s	b	k	B	r	p	V	
o	r	t	d	D	d	E	a	k	s	å	B	s
T	T	t	B	M	s	t	t	T	g	y	i	ø
t	g	h	Q	p	w	T	V	T	T	t	K	d
T	T	t	T	y	G	T	F	r	d	t	G	Æ
H	z	d	T	t	t	t	j	A	æ	t	MÅL	

skolelærerlife.dk