

# Mit skrivehæfte

APRIL



Navn:

© skolelærrelife.dk

# Mit skrivehæfte

APRIL



Navn:

© skolelærrelife.dk

Skriv om en sjov aprilsnar..



Handwriting practice area with 10 sets of horizontal lines. Each set consists of a solid top line, a dashed middle line, and a solid bottom line.

A large, empty rectangular box for drawing a picture related to the story.

Skriv om en sjov aprilsnar..



Handwriting practice area with 10 sets of horizontal lines. Each set consists of a solid top line, a dashed middle line, and a solid bottom line.

A large, empty rectangular box for drawing a picture related to the story.

# Hvad vil du helst have..



en kanin som kæledyr?

eller



en kylling som kæledyr?

Jeg vil helst have

Fordi

# Hvad vil du helst have..



en kanin som kæledyr?

eller




en kylling som kæledyr?


Jeg vil helst have

Fordi


Skriv om en kanin, der ikke kan hoppe 

Handwriting practice lines consisting of 10 sets of three horizontal lines (top, middle, bottom) with a dashed midline.



Skriv om en kanin, der ikke kan hoppe 

Handwriting practice lines consisting of 10 sets of three horizontal lines (top, middle, bottom) with a dashed midline.



# Jordens dag

Den 22. april er det 'Jordens dag'. Skriv tre ting, du kan gøre for at hjælpe vores jord.



1

2

3

# Jordens dag

Den 22. april er det 'Jordens dag'. Skriv tre ting, du kan gøre for at hjælpe vores jord.



1

2

3

# Skriv en historie med de tre billeder..

Handwriting practice lines consisting of multiple sets of three horizontal lines (top, middle, bottom) for writing a story.



© skolelærrelife.dk

# Skriv en historie med de tre billeder..

Handwriting practice lines consisting of multiple sets of three horizontal lines (top, middle, bottom) for writing a story.



© skolelærrelife.dk

# Skriv ti forårsord



1

-----  
-----  
-----

2

-----  
-----  
-----

3

-----  
-----  
-----

4

-----  
-----  
-----

5

-----  
-----  
-----

6

-----  
-----  
-----

7

-----  
-----  
-----

8

-----  
-----  
-----

9

-----  
-----  
-----

10

-----  
-----  
-----

# Skriv ti forårsord



1

-----  
-----  
-----

2

-----  
-----  
-----

3

-----  
-----  
-----

4

-----  
-----  
-----

5

-----  
-----  
-----

6

-----  
-----  
-----

7

-----  
-----  
-----

8

-----  
-----  
-----

9


-----  
-----  
-----

10

-----  
-----  
-----


Skriv om den perfekte forårsdag..

Handwriting practice area with multiple sets of three horizontal lines (top solid, middle dashed, bottom solid).



Skriv om den perfekte forårsdag..


Handwriting practice area with multiple sets of three horizontal lines (top solid, middle dashed, bottom solid).





# Hvordan gør du?

Hvordan planter du en forårsblomst i haven?



Først


Så

Til sidst

© skolelærrelife.dk

# Hvordan gør du?

Hvordan planter du en forårsblomst i haven?




Først

Så

Til sidst

© skolelærrelife.dk



Lav nye ord af  
**FORÅRSBLOMSTER**

1

-----  
-----  
-----

2

-----  
-----  
-----

3

-----  
-----  
-----

4

-----  
-----  
-----

5

-----  
-----  
-----

6


-----  
-----  
-----

7

-----  
-----  
-----

8

-----  
-----  
-----



Lav nye ord af  
**FORÅRSBLOMSTER**

1

-----  
-----  
-----

2

-----  
-----  
-----

3

-----  
-----  
-----

4

-----  
-----  
-----

5

-----  
-----  
-----

6

-----  
-----  
-----

7


-----  
-----  
-----

8

-----  
-----  
-----


# Skriv om dit yndlingsmad..

Handwriting practice lines consisting of 12 sets of three horizontal lines (top, middle, bottom) for writing.



# Skriv om dit yndlingsmad..

Handwriting practice lines consisting of 12 sets of three horizontal lines (top, middle, bottom) for writing.



# Skriv tre sætninger



1

2

3

# Skriv tre sætninger



1

2

3